

*designer windows*

# Georgian<sup>®</sup> *elegance*



# Classic Georgian *elegance*



Today, discerning home owners are looking to make subtle changes to increase the value and desirability of their property.

Georgian Bar designs offer a multitude of choice for colour and finish. The classic Georgian look is created using Brilliant White or Brown. However, to complement modern window systems, we can paint or foil this system in a range of colours and finishes to suit almost any requirement.



*Georgian Gothic with Border Design 31*



*Georgian Archway with Border Design 24*

*Double Gothic in White finish*



*Georgian Archway Design 21*



*Georgian Arch Design 7*



# *choose from* a variety of styles

*We can advise on the construction of bespoke designs on submission of drawings showing full dimensions. We can then build these to an agreed specification.*

*All Georgian patterns can be manufactured in 25mm or 18mm wide Georgian Bar and 6mm or 8mm Victorian Grille.*



*Georgian Arch with Half Square Design 9*



*Gothic Cross in Georgian Square Design 20*



*Half Gothic Arch Design 27*



*Double Gothic Arch Design 29*



*Gothic Arch in Georgian Design 28*



*Georgian Bar Border Design 14*

*Classic curves add the finishing touch to your new conservatory.*


# Georgian traditional style

To create the ultimate Georgian window using modern techniques we have designed a system that truly recreates the traditional Georgian window.

A framework is sealed within a double-glazed unit and Surface Mount Georgian Bar is cut and mitred to the size of the window.

Authentic Georgian Mitre Joint



For a superior warm edge double glazed window, ask for **energis-** technology.

Authentic Georgian Square Design 13



Surface Mount Georgian Bar (available in UPVC bar or aluminium with the option of various foiled finishes) is bonded onto the surface of the glass on the inside and the outside of the window.

This makes the window appear to have been constructed from several individual glass units when it is actually one hermetically sealed unit.

Warm edge spacer with Authentic Surface Mount Georgian Profile. Classic aluminium spacer or Interbar is also available.


“a touch of class”



*Georgian Arch in Squares Design 4*



*Georgian Sunrise Design 11*



*Chrome finish  
Victorian Grille*



*Victorian Chrome Squares Design 13*

*Special designs can be crafted to fit in to your new windows. This enables you to match your window design to your doors and existing wooden furniture.*


*For a modern stylish look, chrome bar and fittings will give you an exclusive designer finish.*



# Victorian grille

◆ *Crafted in luxurious gold, chrome or white, this system will give an exclusive look to Woodgrain, UPVC or traditional wooden windows.*

*For a completely bespoke design, try inserting ornate filigree fittings in chrome or gold.*



*Victorian Arch Design 24*



*Victorian Arch Design 4*



*Victorian Grille with Filigree Inserts Design 32*



*Victorian Single Arch Design 7*



*Victorian Diamonds Design 16*



*Victorian Grille with Filigree Inserts Design 33*



*Victorian Gothic with Border Design 31*



*Victorian Grille Border Design 14*



*Victorian Grille Double Gothic Design 29*

# Woodgrain effect

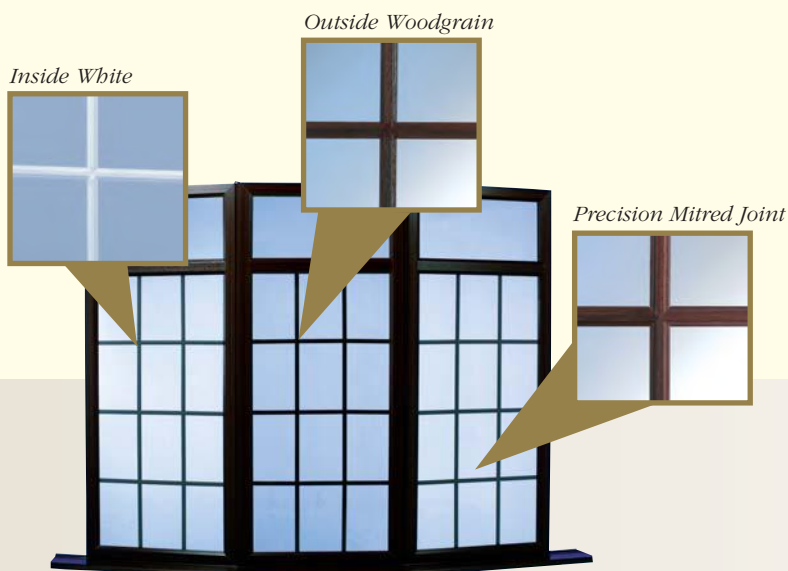
We have a selection of textured finishes to suit all window systems ranging from standard Mahogany, Light Oak, Rosewood and a variety of other luxury grained finishes. We can also colour match to your current window designs.

Now you can match your windows to the rest of your home, whether it is natural wood or royal blue.



Georgian Arch with replica Transom Design 8

Ask about our bi-colour Georgian designs which can also be colour-matched as required.



Traditional Georgian Square Pattern in Mahogany Woodgrain Design 13



Double Gothic Design 29 Arch in Light Oak Woodgrain. Available in White, Brown, Mahogany, Light Oak and can also be colour-matched on request

If you'd like a more traditional look, our Georgian designs can be manufactured with a woodgrain or coloured finish on the outside of the house and a white finish on the inside to complement all bi-colour frame systems on the market. Using specialist techniques all joints can be manufactured using no visible fixings, and precision mitring - the ultimate in designer windows!




Light Oak Design 7 (available in all finishes)



## artisan<sup>®</sup> bevels & accessories

Alternatively, you may consider designer glass artisan bevels and accessories. Our latest collection of hand crafted glass cutters enables you to create stunning designs on glass.



## Victorian grilles

For that exclusive look, why not add a Victorian grille to your windows? Please contact us for more information about the latest grilles available.



Look for this tag on your windows


Always look for this tag displayed by your double-glazing retailer for windows deemed 'energy efficient' by the The British Fenestration Rating Council (BFRC).



A superior technology designed to minimise energy loss through your windows

Enquire about Energis warm edge double glazing and decorative accessories.

For further information, contact your local installer:



**THERMOSEAL**  
GROUP

[www.thermosealgroup.com](http://www.thermosealgroup.com)

Call 0845 331 3950

or email [sales@thermosealgroup.com](mailto:sales@thermosealgroup.com)

for a brochure